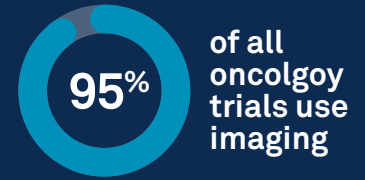
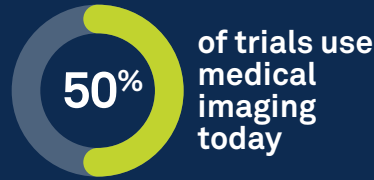


IMAGING BY THE NUMBERS

Regulatory guidance is increasingly asking sponsors to collect, route and store imaging data as proof of safety and efficacy. When you choose a system to manage your critical images in a clinical trial, you want a fast and secure solution you can count on.



Clinical trials with imaging have increased **over 500%** in the last 10 years¹

SCALABLE EXPERIENCE THAT COUNTS

Rave Imaging by the Numbers²:

21K Global Sites

228K+ Patients

870K+ Imaging Exams Uploaded

75+ Core Labs/
Imaging CROs connected

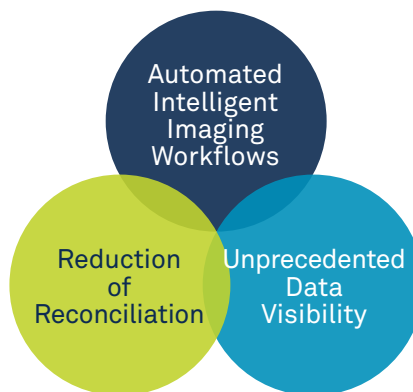
1000+ Imaging Trials

VALUE OF A TECHNOLOGY-DRIVEN SOLUTION

Rave Imaging is a cloud-based, innovative, intelligent solution that provides secure management of all medical imaging activities in clinical trials while allowing use of any imaging core lab.

ELIMINATE SILOED DATA

Integrated end-to-end processes. Real-time visibility across all sites and core labs. Integration with Rave EDC drastically reduces data reconciliation.



Provides a single source of truth for all imaging data

STREAMLINE PROCESSES AND ACCELERATE TIMELINES

Fast study starts combined with near real-time imaging data access. Automated edit checks and image de-identification with a structured workflow.

6-8 weeks to build studies

20+ fewer hours spent reconciling per month

86% reduction in data query rate

1. <https://brackendata.com/blog-posts/medical-imaging-clinical-trials-growth-ratem> (2009 - 2019)

2. data from Medidata internal sources as of 9/2021