

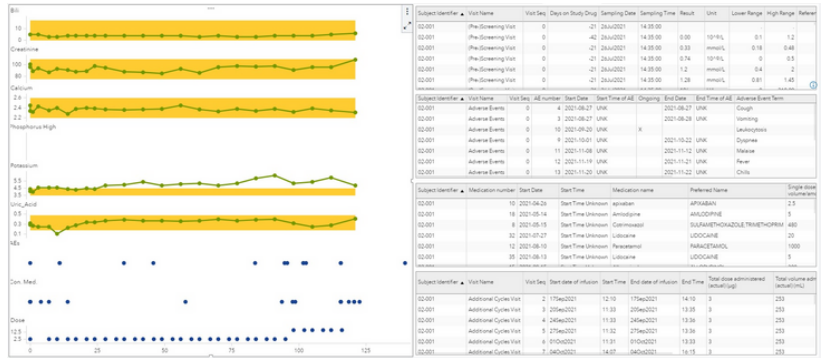
# Clinical Data Science From Raw Data to Actionable Insights

Our Clinical Data experts provide meaningful and actionable insights from complex data, providing thorough analysis in unique, easy-to-interpret visual reports and summaries.

## Medical and Scientific Staff Support

Efficient and Timely Medical Response with Interactive Risk-Specific Dashboards Linked to Patient Profiles

- Eliminate the need for manual cross-referencing
- Customized for study- or patient-specific needs
- Enables timely response to specific risk conditions and emerging threats



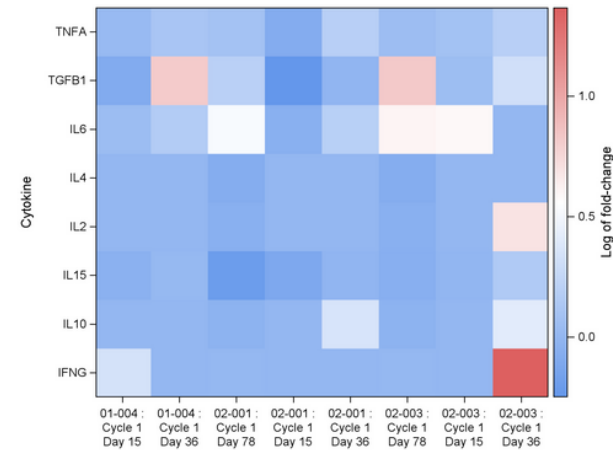
Demographic		Vital Signs						Physical Exam					Laboratory		Imaging		Medication		Adverse Events	
Y LESION RIGHT CHEEK - EXTERNAL	2022-07-12	Ongoing	Grade 1	2022-07-12	No	No	No	Not related (softly)	160	96	No	No	Not applicable							
Y Hypertension	2022-11-12	Ongoing	Grade 2	2022-11-12	No	No	Possibly related	160	96	No	No	Not applicable								
Y Hypertension	2022-10-29	Ongoing	Grade 3	2022-10-29	No	No	Possibly related	160	96	No	No	Not applicable								
Y Hypertension	2022-11-05	Ongoing	Grade 1	2022-11-05	No	No	Not related (softly)	130	90	No	No	Not applicable								
Y Hypertension	2022-10-29	Ongoing	Grade 1	2022-10-29	No	No	Not related (softly)	3	78	No	No	Not applicable								
Y Hypertension	2022-10-29	Ongoing	Grade 1	2022-10-29	No	No	Not related (softly)	160	96	No	No	Not applicable								
Y Hypertension	2022-11-12	Ongoing	Grade 3	2022-11-12	No	No	Not related (softly)	130	90	No	No	Not applicable								
Y Hypertension	2022-11-12	Ongoing	Grade 4	2022-11-12	No	No	Not related (softly)	170	90	No	No	Not applicable								
Y Hypertension	2022-10-29	Ongoing	Grade 2	2022-10-29	No	No	Not related (softly)	130	90	No	No	Not applicable								
Y Hypertension	2022-11-20	Ongoing	Grade 1	2022-11-20	No	No	Not related (softly)	170	90	No	No	Not applicable								
Y Hypertension	2022-11-21	Ongoing	Grade 3	2022-11-21	No	No	Not related (softly)	160	96	No	No	Not applicable								
Y Hypertension	2022-11-21	Ongoing	Grade 1	2022-11-21	No	No	Not related (softly)	160	96	No	No	Not applicable								
Y Hypertension	2022-11-21	Ongoing	Grade 3	2022-11-21	No	No	Not related (softly)	160	96	No	No	Not applicable								

## Personalized Care with Patient Profiles

- Risk assessment and prevention
- Streamlined decision-making
- Proactive problem solving
- Medical error reduction/elimination

## Proactive and Timely Responses with Unique Data Extraction and Analysis Tools

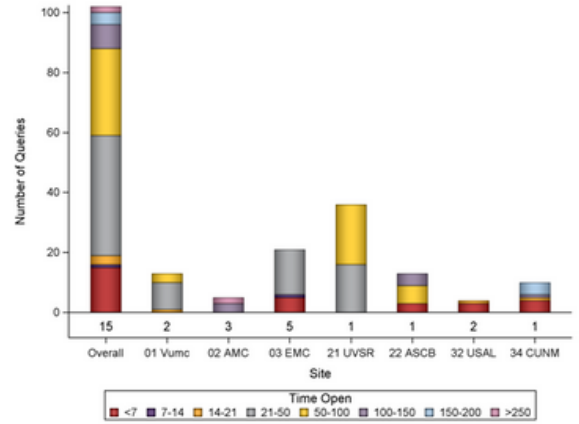
- Essential early identification of trends or patterns
- Proactive intervention to support patient safety
- Multiple-sourced, relevant data combined into single visual and summary
- Complete patient picture to make informed and effective decisions



## Operational Support

### Quality Assurance with Site Metrics and Subject Trackers

- Quickly identify and address unusual operational data patterns
- Easily monitor site enrollment status and length of treatment
- Ensure process and timeline adherence

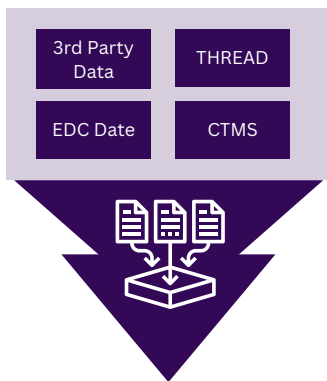


### Regulatory and Protocol Adherence Assurance with Centralized Monitoring

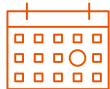
- Monitor key risk indicators
- Encourages transparency and accountability
- Facilitates site performance evaluation
- Ensures reliability of study results

Site ID	#Patients	Country	SNPPOR	TSHPRO	IMPSHI	IMPPOR	IMPQUA	QAGING	OSVRATE	PDRATE
24	9	United States	●	●	●	●	●	●	●	●
27	18	United States	●	●	●	●	●	●	●	●
28	14	United States	●	●	●	●	●	●	●	●
26	18	United States	●	●	●	●	●	●	●	●
35	12	United States	●	●	●	●	●	●	●	●
12	8	United States	●	●	●	●	●	●	●	●
21	7	United States	●	●	●	●	●	●	●	●
22	2	United States	●	●	●	●	●	●	●	●
30	15	United States	●	●	●	●	●	●	●	●

## Automation Efficiencies



Single Automated Report Summary



Regularly Scheduled Reports Sent to Sponsor

### Significant Efficiency Improvements with Automated and Regularly Scheduled Report Generation

- Automatically pull large amounts of data from multiple database systems
- Receive regularly scheduled reports in timely manner
- Save significant amount of time and resources

### Data Integrity Assurance with Automations

- Macros automate repetitive tasks to provide substantial time savings
- Customize macros for specific requirements
- Reduce risk of human error and maintain data integrity

At Allucent, our clinical data experts apply the most effective and efficient data cleaning and review strategies for your studies, using the latest technologies, the most robust, regulatory-compliant processes, and state-of-the-art data management tools. Because every program is unique, we provide experienced-based insights and guidance to bring the most value for your specific program needs.

